Private Bank

Outlook 2020

BARCLAYS

Contents

Macro

4 Global outlook: slow but steady

6 US outlook: consumers to the fore

8 European outlook: consumers to the fore

10 EM outlook: on the up

12 China outlook: steadier, slower, surer

14 Can the UK avoid a Brexit-induced recession?

Investment strategy

17 Navigating uncertainty

Investment themes

20 Time for globalization 2.0?

21 Yield enhancers

22 Passing the baton: from monetary to fiscal

23 Tactical hedging and strategic diversifying

Asset classes

24 Bond market recap

25 Are we in a bond bubble?

27 Defying a wall of worry

31 Time to be selective in alternatives

Investing sustainably

32 Climate change: assessing investment risk

34 Climate change: how investors can respond

Key dates 2020 37

Contributors

- Henk Potts, Senior Investment Strategist – henk.potts@barclays.com
- Jai Lakhani, Investment Strategist – jai.lakhani@barclays.com
- Maria Vittoria Malavolta, Investment Analyst – mariavittoria.malavolta@barclays.com
- Gerald Moser, London UK, Chief Investment Strategist – gerald.moser@barclays.com
- Julien Lafargue, CFA, London UK, Head of Equity Strategy – julien.lafargue@barclays.com
- Michel Vernier, CFA, London UK, Head of Fixed Income Strategy – michel.vernier@barclays.com
- Damian Payiatakis, Head of Impact Investing, damian.payiatakis@barclays.com

Henk Potts, Senior Investment Strategist – henk.potts@barclays.com

Global outlook: slow but steady

While trade and geopolitical uncertainties are set to buffet the global economy in 2020, is a recession really on the cards?

After years of positive and predictable growth, the outlook for the global economy became far more challenging in 2019 (see chart).

The range of potential culprits for the caution include trade wars, political and social instability in Europe, the structural slowdown in China, rising tensions in the Middle East and Brexit disruption. While recent news fow suggests the risk of a no-deal Brexit and an escalation of the US-China trade war has diminished, the backdrop remains unstable. A heady mix of uncertainty is likely to persist, maintaining pressure on global growth prospects in 2020.

US-China trade stand-off

Undoubtedly the US-China trade war poses the single biggest risk to the global economy. While the two sides have appeared to edge closer to a mini-pact, we remain circumspect about market expectations of a rapid resolution to the dispute.

A detailed US-China agreement will take years to implement and to monitor compliance levels. America may also turn its attention to other regions. If so, the global economy will have to cope with higher tariffs for longer than was originally envisaged and a more widespread economic impact than frst anticipated.

Growth drivers

While plenty of risks face the global economy, there are also a range of key supporting factors. The consumer remains in great shape, helped by historically low unemployment rates; pay growth that is outpacing infation and tax cuts that have boosted disposable income. The service sector remains resilient and the corporate picture still looks relatively bright.

Central banks have become more accommodative of late and politicians are increasingly considering fscal support, proving policymakers are willing to act to support growth and extend the cycle. However, policymakers' effectiveness may be infringed upon by the limited amount of ammunition available to them.

Global growth is moderating

Real GDP, % year-on-year

	2018	2019	2020
Global	3.9	3.1	3.2
Advanced	2.2	1.6	1.1
Emerging	5.1	4.1	4.5
United States	2.9	2.2	1.6
Eurozone	1.9	1.2	0.8
Japan	0.8	0.8	0.3
United Kingdom	1.4	1.4	1.6
China	6.6	6	5.5
Brazil	1.1	1	2.1
India	7.4	5.3	7.4
Russia	2.3	1	2

Weights used for real GDP are based on IMF PPP-based GDP (5yr centred moving averages).

"Undoubtedly the US-China trade war poses the single biggest risk to the global economy. While the two sides have appeared to edge closer to a mini-pact, we remain circumspect about market expectations of a rapid resolution..."

Potential warning signs

There are a number of developments that would encourage us to ring the recession alarm bell. Primarily, a dramatic re-escalation in the trade war developing into further nationalism.

Another warning sign would be if manufacturing and exports weakness filtered through to the services sector and household consumption. An inability to implement a timely resolution to the Brexit debacle would also have negative implications on sentiment and, in turn, growth prospects.

When assessing the risk of a recession in 2020, remember that economic contractions tend to be caused by a range of factors including shocks, structural imbalances, restrictive monetary policy and irrational exuberance. These, by their very nature, are difficult to predict and often don't shine through in economic models. However, we will continue to monitor the forward-looking survey data for signs of deterioration, paying particular attention to business confidence and investment levels.

Dull growth, but expansion

We do not anticipate that the global economy will slump into a recession in the near term. That said, global growth is moderating significantly.

We forecast that global growth will nudge up to 3.2% in 2020 from an estimated 3.1% in 2019. This is clearly slower than the 3.9% seen in 2018 and 20-year average of 4.1%, but not disastrous.

For investors looking to navigate through a period of heightened uncertainty, the most proficient approach is through a globally-diversified portfolio.

"We forecast that global growth will nudge up to 3.2% in 2020 from an estimated 3.1% in 2019. This is clearly slower than the 3.9% seen in 2018 and 20-year average of 4.1%, but not disastrous."

Henk Potts, Senior Investment Strategist – henk.potts@barclays.com

US outlook: consumers to the rescue

While growth is set to slow, healthy consumer spending and a robust labour market mean that a record period of economic expansion is not going to come to a dramatic halt.

The American economy's resilience allows us to maintain a reasonably constructive view of the global economy. A near-term US recession still looks unlikely, although we forecast growth will slow to an uninspiring 1.6% in 2020, from a steady 2.2% in 2019.

Slowing global growth and the uncertain political backdrop will continue to impact manufacturing and exports. Recent data suggests that management teams are more nervous, resulting in more subdued levels of business investment.

In 2020, the US economy will also get less of a boost from the aggressive fscal stimulus measures put in place in the early years of the Trump administration. Signs of distress in debt (personal and national) and defcit levels could also point to further weakness ahead.

Consumer strength

While pressures have been building, consumers remain the driving force behind the domestic economy, accounting for around 70% of activity. Household demand continues to benefit from solid labour market fundamentals.

The unemployment rate recently fell to 3.5%, the lowest in half a century. We believe that the US economy is robust enough to generate jobs growth of around 125,000 per month in 2020, helping to maintain the multi-decade low in the unemployment rate.

While pay growth has been less than economists would expect at this point in the economic cycle, slowing to 2.9% in September 2019, it's still running comfortably ahead of infation. The rise in real incomes has given consumers greater financial frepower, helping to generate robust retail sales.

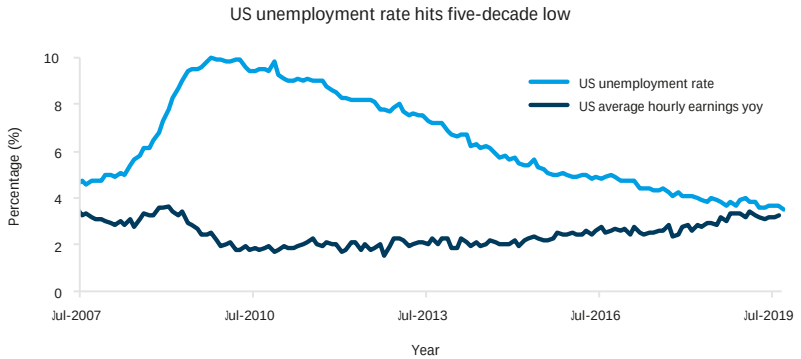

Source: Datastream, Barclays Private Bank

Trade hopes

October's truce in the trade war with China should help to reduce some of the pressure on the US economy in 2020. Escalating trade tensions would likely have further slowed global growth, thus reducing demand for US products and services.

> "We believe that the US economy is robust enough to generate jobs growth of around 125,000 per month in 2020, helping to maintain the multi-decade low in the unemployment rate."

Additionally, rising producer and consumer prices could have increased costs for businesses and resulted in a weakening of domestic consumption.

Despite the more positive signs, the risk of a trade war hasn't disappeared overnight and any agreement remains vulnerable to a volatile president.

Presidential election

The outcome of the 2020 presidential election will signifcantly impact the medium-term outlook for the US economy. While the Democratic candidate is unknown, there are likely to be signifcant policy differences with President Donald Trump over taxation, climate change, regulation and international relations.

Measured rate cuts

The US Federal Reserve has embarked on "insurance cuts". These measured rate cuts reduce the risk of a policy mistake-induced recession and are expected to support growth prospects. Lower rates cut the cost of financing, create a wealth effect (boost asset prices) and enhance business confidence.

Future cuts are likely to be data dependent, but there's little evidence to suggest that the US central bank will need to rapidly slash rates in 2020. Thus, the US's relatively stronger growth profile and interest rate differential should continue to be a source of dollar strength.

While dark clouds may continue to gather, the fundamentals of the US economy remain healthy. So there is little reason to believe this record period of economic expansion is about to come to a dramatic halt.

"While dark clouds may continue to gather, the fundamentals of the US economy remain healthy."

Henk Potts, Senior Investment Strategist – henk.potts@barclays.com

European outlook: show me the money

Will 2020 at last be the year when eurozone policymakers stop obsessing with balanced budgets and focus more on þscal reforms to lift the regionõs lacklustre growth prospects?

The signifcant deterioration in Europe's growth profle over the past 18 months is spar

vestment Strategist – henk.potts@barclays.com

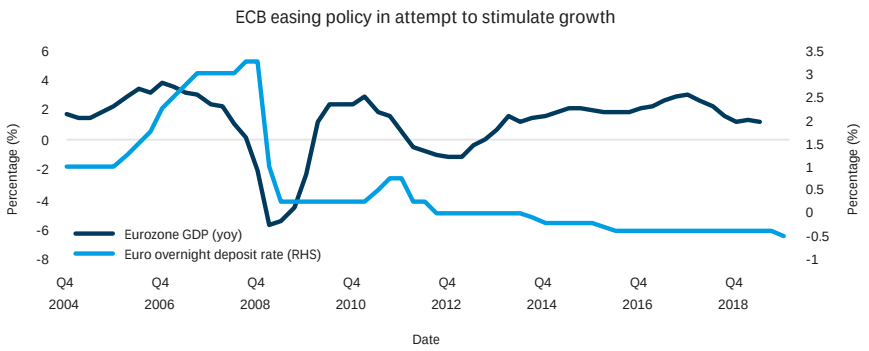

Source: Datastream, Barclays Private Bank

Early signs of possible fscal support appear encouraging. Germany has announced plans to invest in a new climate change package and the Netherlands has announced tax cuts. However, the lack of coordination or size of proposals is not currently enough to materially improve growth forecasts.

If European governments are determined to generate growth, they need to spend less time obsessing about balancing the books and devote greater effort to the reform schedule.

"While growth rates are expected to remain under pressure, we are not forecasting contraction in 2020."

Henk Potts, Senior Investment Strategist – henk.potts@barclays.com

Emerging markets outlook: on the up

Will easier policy from key central banks help set the scene for more buoyant growth in emerging markets next year?

Emerging markets (EM) in 2020 will remain vulnerable to the vagaries of the global economy. Moderating growth in the US, Europe and China will continue to filter through to reduced demand for EM products and services. The development of trade negotiations, sanctions, energy prices and domestic political conditions will also determine the fate of EM economies over the next year.

Swings and roundabouts

While global growth has suffered from trade wars, certain EM economies have profited by capturing US-China trade flows. Among those often cited as beneficiaries of the trade diversion are Vietnam, Malaysia and Mexico.

Rising tension in the Middle East has led to concerns around the risk of a prolonged period of elevated oil prices. Spikes in energy prices could represent both a risk and an opportunity for EM. EM Asian economies are in aggregate importers of energy, while a higher oil price would benefit Eastern Europe, the Middle East and Africa.

EM have prospered from the pivot to policy easing from key central banks in 2019, which has improved liquidity conditions. Inflation across most EM countries is low by historical standards and expected to decline further. This provides central banks with more room to ease policy and stimulate growth.

Encouraging prospects

After a specifically disruptive political backdrop for many EM during 2019, hopes of stability in certain key economies should help to provide a more stable backdrop in 2020. A re-acceleration in growth could be on the cards for economies whose fundamentals remain strong and will be supported by fiscal and monetary policy such as India, Brazil and Russia.

> "A re-acceleration in growth could be on the cards for economies whose fundamentals remain strong."

India

The estimated 6% growth rate that India achieved in 2019 was the slowest in seven years. Weakness has been driven by lower levels of private consumption, held back by lacklustre income growth. However, the material reduction in policy rates, easier liquidity, reduced corporate taxes and improved weather conditions suggests that growth will recover to 7% in 2020. In order to stimulate long-term growth, the government must implement policy changes aimed at boosting investment, attracting capital and financial reforms.

Emerging markets (ex China) growth rate set to pick up in 2020

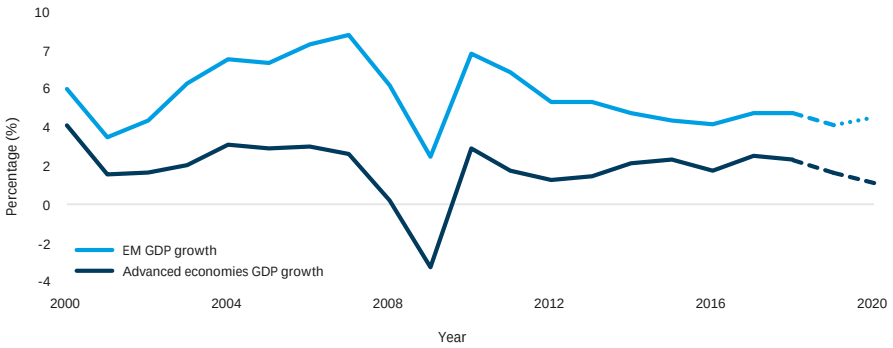

Source: Datastream, Barclays Private Bank

Balancing act

In 2020, we think that Chinese authorities will attempt to maintain a fne balancing act, as they look to mitigate the risks of the trade war, reduce leverage, while promoting a steady, but slower growth profle.

We expect policymakers to continue to use fscal policy measures (tax cuts and infrastructure investment) to support the economy. Further, monetary easing is anticipated in 2020, but is likely to be moderated by fears of exacerbating a housing bubble, leverage levels and infation constraints. So anticipated policy response is likely to be restrained compared to previous bouts of economic weakness.

Outlook

We expect Chinese growth of 5.5% in 2020, representing a signifcant reduction from the estimated 6% in 2019 and 6.6% achieved in 2018.

For the next fve-year plan, due to start in 2021, economists project growth of 5-5.5%. These forecasts represent a substantial slowdown from the 10% growth rate of just a few years ago. However, China is a much larger, more mature economy and is still generating an economy the size of Australia each year.

"China is a much larger, more mature economy and is still generating an economy the size of Australia each year."

Jai Lakhani, Investment Strategist – jai.lakhani@barclays.com; Maria Vittoria Malavolta, Investment Analyst – mariavittoria.malavolta@barclays.com

Can the UK avoid a Brexit-induced recession?

As more clarity emerges on Brexit and a resolution edges closer, is it time to invest in UK assets again?

In the aftermath of the 2016 Brexit referendum, economists predicted that the UK economy could be heading for an imminent recession. The Bank of England (BOE) cut interest rates by 25 basis points at its subsequent August meeting, with the reasoning that insulation for businesses was needed against a "Brexit recession".

However, the warnings discounted incorrectly the difference between the beginning of a process to leave the European Union (EU) (one that is still ongoing) and leaving the EU. As a result of this, and a domestic sector which benefited from full employment and steady real wage growth, the UK economy has so far survived the recession scares.

This is not to say that the paradigm of a future relationship without the EU has not come at an economic cost. Moreover, the cost is likely to continue, mitigated (albeit to varying degrees) with clarity on when the UK leaves the bloc and the extent of amendments to the withdrawal agreement bill (WAB), in principle passed through parliament in October.

Difference between no recession and stagnation

While the UK economy is yet to encounter a technical recession (two consecutive quarters of contraction), growth has slowed and lagged the pace of global growth. Furthermore, the economy shrank in the second quarter of 2019 by 0.2%. In the absence of growth in the rest of the year of 0.62%, this will translate to growth below potential in 2019.

> "While the UK economy is yet to encounter a technical recession...growth has slowed and lagged the pace of global growth."

Labour market cracks

The tightness in the labour market can only be partially explained by steady gross domestic product (GDP) growth. Part of the reason behind full employment can be traced to Brexit-driven business uncertainty, resulting in lower fixed capital creation by the corporate sector, with companies having to retain workers as opposed to investing.

A tight labour market without productivity gains will eventually become too high a cost for businesses to bear and evidence of this is starting to appear. The August
t m φ p. . f M
become too high a cost for businesses to bear and evidence of this is starting to appear. The August
t m φ p. . f M
become too high a cost for businesses to bear and evidence of this is starting to appear. The August
t m φ p. . f M
become too high a cost for businesses to bear and evidence of this is starting to appear. The August
t m φ p. . f M
become too high a cost for businesses to bear and evidence of this is starting to appear. The August
t m φ p. . f M
become too high a cost for businesses to bear and evidence of this is starting to appear. The August

Gerald Moser, London UK, Chief Investment Strategist – gerald.moser@barclays.com

Navigating uncertainty

If 2019 was a tough year, then 2020 may be an even choppier one. So what investment strategies are worth considering to withstand the potential squalls that lie ahead?

A look back at 2019

The year has been a turbulent one for financial markets. After a strong bounce from risk assets in the early part of 2019, to recover from the growth scare that shook markets in the last three months of 2018, financial markets have been particularly volatile while trending modestly higher.

Geopolitics, rather than fundamentals, has affected markets. While manufacturing has been slowing meaningfully, akin to what has been seen in previous "soft" recessions, this seems to reflect political uncertainty delaying investment rather than a genuine broad economic slowdown.

Growth has been lacklustre but resilient, with consumers' strength offsetting investments' weakness. Although returns have been muted at the index level, widely diverging returns have been plentiful underneath the surface depending on the end-market (consumer versus business) and geographical exposure (domestic versus international). The dovish turn from major central banks, notably the US Federal Reserve (Fed), helped fixed income in general to enjoy a double-digit return in 2019.

Uncertainty levels to climax in 2020

Our expectations for 2020 can be summed up in two words: "more uncertainty". The economic cycle is getting older, a US presidential election is nearing, Brexit continues to linger and central bank heads (Bank of England and European Central Bank) and framework (Fed) are being replaced. So economic policy uncertainty is likely to rise further, after peaking at its highest level in more than 20 years in 2019.

Economic policy is a paramount parameter for investors: it sets the rules of the game. The level of taxation, the ease of doing business, the cost of borrowing, the openness of an economy and the like are factors that affect the value investors assign to a company, even though companies have no control over such factors. Economic policy has typically been relatively stable with only minor changes occurring over the years. But trade tensions, geopolitical sanctions, Brexit and unconventional monetary policy are changing those rules, or expectations of them, much more often than in the past.

And this not only affects investors, but also companies. It is increasingly difficult for companies to know where, and in which area, to invest. As highlighted in the third-quarter

Still prefer equities, but be select

With a recession still an outside chance but growth remaining lacklustre, we continue to prefer equities over fxed income investments, especially at this late stage of the cycle. But there is a caveat: index level performance is unlikely to diverge meaningfully between the two asset classes given the aforementioned geopolitical and economic backdrop. In both cases, we expect returns to be limited considering stretched valuations, low growth and increasing uncertainties.

Equity selections are likely to be an even more powerful way to add more value in 2020 than they were in 2019.

In commodities, the additional uncertainty should strengthen the benefit of allocating to gold as a diversifer asset in a portfolio context.

In the oil market, supply should outpace demand, but the unpredictable geopolitical landscape is likely to keep the oil price in a range. Other alternative assets, such as private capital and uncorrelated hedge fund strategies, are likely to become even more valuable from a portfolio perspective. With uncertainty on the rise, investing in strategies with less short-term volatility and a focus on long-term fundamentals would make sense and add value to a portfolio.

> "With the uncertainty on the rise, investing in strategies with less short-term volatility and a focus on long-term fundamentals, would make sense and add value to a portfolio."

Volatility as an asset class

So far, uncertainty has been approached with a negative bias in our discussion. But investment opportunities will arise from higher uncertainty. Namely, volatility is likely to increase signifcantly at times and should be considered as a stand-alone asset class, particularly as it is negatively correlated with risky assets.

Systematic selling of volatility is a strategy which makes sense in a portfolio context. Indeed, we believe it should be among the main alternative strategies. With uncertainty rising, the risk premia, or the compensation received from selling volatility, increases to compensate for the murkier outlook. On a more opportunistic basis, there are likely to be occasions to go long volatility to protect the portfolio when volatility levels dip, perhaps after a period of more optimistic news.

> "We believe [that the systematic selling of volatility] should be among the main alternative strategies."

Positioning for four investment themes

We identify four investment themes for 2020 worthy of consideration when looking at what to expect in the markets next year:

1. Looking for yields: We continue to like this investment theme. We expect the main asset classes to only return modest index gains in 2020 (though heightened volatility could lead to large swings during the year). So looking for sustainable yields, either in equities or fxed income – notably emerging market (EM) fxed income – as well as through alternative strategies, is a vital element of our investment strategy.

> "We expect the main asset classes to only return modest index gains in 2020."

Investment growth set to be anaemic again in 2020

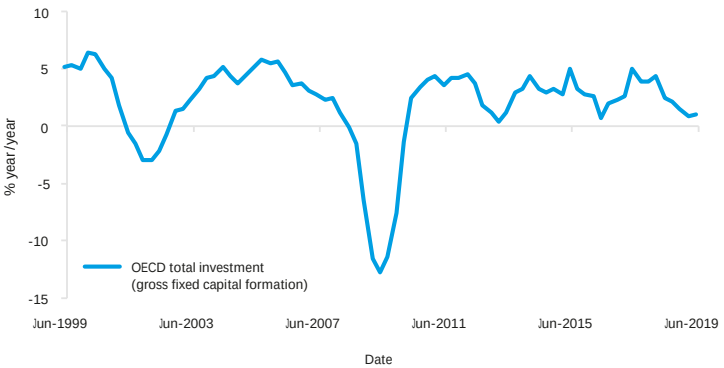

Source: OECD, Barclays Research

Gerald Moser, London UK, Chief Investment Strategist – gerald.moser@barclays.com

Time for globalisation 2.0?

With the era of collaborative globalisation seemingly ending and risks of trade wars increasing, the outcome of the next US presidential election will be crucial to the shape of globalisation 2.0.

Since the last US presidential election in 2016, globalisation has taken a step back. Trade conflicts, heightened tensions in the Middle East and a general rise in populism have jeopardised the globalisation process seen in recent decades.

While increased globalisation has helped reduce the gap between developed countries and emerging ones, it has triggered more inequality in the developed world.

A shift in the global order

The next twelve months will be pivotal for the global political order. There are a string of events or developments that could tilt globalisation towards an increasingly contentious relationship between countries or towards a more conciliatory framework.

> "The next twelve months will be pivotal for the global political order."

In other words, will the rise of populism persist or will the trend peak and even start to reverse? Whatever the outcome, the globalisation process is entering a second stage that still needs to be designed.

The US presidential election race, the final outcome of Brexit and the development towards more or less cooperation in the European Union will be key events for financial markets in 2020. The outcome of each has the potential to support or derail them.

A more fragmented global order, with countries embattled in trade tensions, is one that does not foster confidence and increases uncertainty. We saw this in 2019, resulting in a lack of investment that is usually only seen during periods of global recession.

On the contrary, a more cooperative environment resulting in less friction and uncertainty would likely lift some of the risk premium weighing on the assets most affected by the tensions.

Too much uncertainty for now

Whichever way changes to the global order play out, it will create tactical opportunities across asset classes. But for the time being, the direction of travel remains unclear. So we prefer to err on the side of caution and steer away from areas that are suffering the most and could suffer even more if the world economy becomes more fragmented.

While consumers cannot remain completely insulated from escalating trade tensions, it is nonetheless one area of strength that we prefer. This is particularly true in the US, where the fundamentals remain healthy. It is also the case in emerging markets (EM), where the trend of a growing middle class continues to inexorably materialise. In this context, we like consumer discretionary and communication services.

Another result of the US's more confrontational rhetoric is the slow, but noticeable, shift to gold and away from the dollar, particularly on the part of EM central banks. With real yields close to a record low, there is sense in holding gold as a diversifier in a portfolio, in case globalisation as we know it collapses.

> "There is sense in holding gold as a diversifier in a portfolio, in case globalisation as we know it collapses."

Throughout 2020, we will adjust those views depending on the direction that globalisation 2.0 takes.

Gerald Moser, London UK, Chief Investment Strategist – gerald.moser@barclays.com

Passing the baton: from monetary to þscal

Central banks can only go so far in sustaining the global economy. The role of governments, via þscal measures, also matters. Is 2020 the year when governments at last pick up the baton and open the þscal spending gates?

In the frst quarter of 2019, central banks globally, with the US Federal Reserve being the most prominent, reversed course and loosened policy rather than tightening it. The policy shift helped to improve sentiment and bolstered areas sensitive to rates, such as the housing market.

More supportive fscal policy

Fiscal spending is likely to increase in 2020, at last. But this additional spending is likely to be gradual. We do not expect a game-changing fscal event to be seen in 2020, such as the signifcant tax cuts unveiled by President Donald Trump's administration in 2017.

Turning to the US, as 2020 is a presidential election year and with Congress opposing President Trump it is unlikely that we will see much spending in the short term. However, depending on the outcome of November's election and whether the new Congress is aligned with the president-elect, the market may start to discount any fscal policy promoted by the new president during their campaign.

In Europe, there is a growing consensus for more fscal action. But growth may need to decelerate further for some austerity-prone countries, such as Germany, to start opening the spending taps.

At the European Union level, there could be concerted actions on environmental issues. Christine Lagarde, the new European Central Bank's president, is open to including more "green" bonds in the central bank portfolio. With climate change becoming a pressing topic for politicians, there is potential for more spending aimed at speeding up the energy transition towards less carbon emissions.

In the UK, once the Brexit saga concludes and a new government is in place, fscal policy looks set to be more accommodative than it was in 2019, as politics returns to a semblance of normality.

Green initiatives to the fore

With fscal policy likely focusing on infrastructure and environmental transition spending rather than outright tax cuts in 2020, investment opportunities are most likely to arise in targeted pockets rather than across the corporate sector. Industries and companies most exposed to efforts to reduce the impact of climate change, accelerate energy transition and improve infrastructure appear set to profit the most from increased spending in those areas.

For the time being, we would focus on green efforts but would carefully monitor development on the fscal side to adjust our preferences as initiatives unfold through 2020.

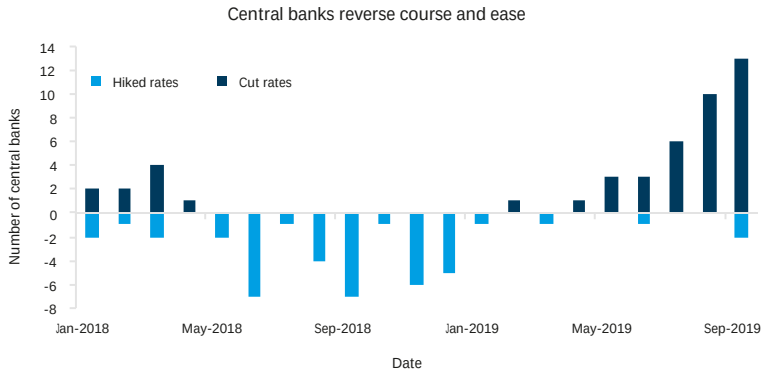

Source: Haver Analytics, Barclays Research

Michel Vernier, CFA, London UK, Head of Fixed Income Strategy – michel.vernier@barclays.com

Bond market recap: two contrasting years

While 2018 disappointed bond investors, 2019 delivered exceptional returns across the major bond markets. While this pattern, as well as ultra-low yields, may raise concerns, it is worth a closer look before drawing conclusions for 2020.

2019 goldilocks scenario

Bond returns in 2019 should not be extrapolated when looking forward to 2020, given that the market, across most currencies and segments, started the year at very low entry levels after the sell-off in December 2018. Investment grade bonds, as well as longer dated US treasuries, delivered 13% performance while high yield bonds and emerging market bonds returned around 10% over 2019. This is in stark contrast to 2018, when most bond segments, even taking into account coupon payments, delivered negative returns.

Short-dated bonds offer certainty

Only short-dated government bonds achieved positive returns in each of the two years. Future returns of short-dated bonds, unsurprisingly, are more predictable. At the start of 2018 short-dated treasury bonds yielded 1.6%, on average, delivering a performance of 1.9% while at the start of 2019 the yield was 2.5%, delivering a performance of 3.2%. This may suggest that short-dated bonds are the superior segment in the bond market.

In the long run, short-dated bonds underperform significantly

However, certainty comes at a cost. While in the short and medium term the yield difference seems a small sacrifice, in the long run bond investors are losing out on two additional features: income and a hedge against recession or low growth.

Since 2004, the return of short-dated bonds averaged 2.5% in USD each year. This compares with a 9% average return for longer dated US treasuries, or an 8% average return for investment grade bonds. In the same period, high yield bonds and emerging market bonds returned over 13% on average each year. So short-dated high grade bonds underperformed by 5.5-10.5% each year depending on the respective market.

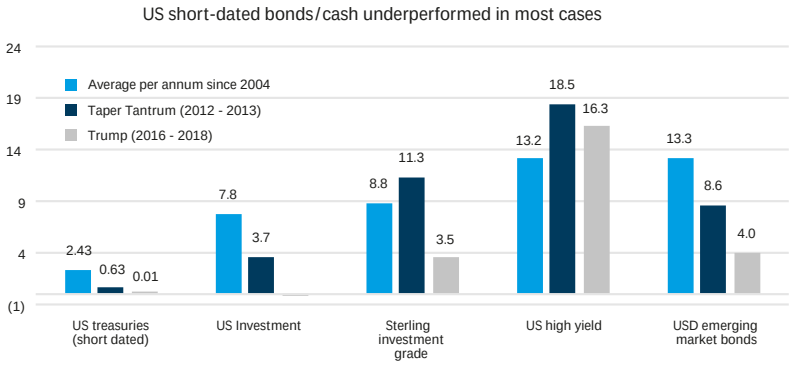

Source: Bloomberg Barclays Indices, Barclay Private Bank, Taper Tantrum and Trump period from lowest to highest level of US 10-year treasury.

Which bond assets perform when yields are rising?

The performance of longer dated bonds has been helped by lower trending rates. So how does this compare when considering periods of increasing rates? A prominent example is the 2012-2013 period when the US Federal Reserve decided to reduce its balance sheet, causing a dramatic surge in bond yields.

EM and HY bonds perform even in rising rate environment

Unsurprisingly, longer dated treasuries lost over 9% within 1.5 years in 2012 and 2013, while returns on short-dated bonds provided a positive return of 0.6%. Investment grade bonds (3.7%), high yield (HY) bonds (18.5%) and emerging market (EM) bonds (8.6%) performed well during that period. The often quoted underperformance of EM and HY assets was only two months, while both segments recovered quickly afterwards. A similar pattern was observed during 2016, when US rates rose on the back of President Donald Trump's fiscal stimulus plans.

It seems that apart from temporary bursts of volatility, most parts of the bond market typically outperform short-dated bonds significantly over the longer term. And this even occurs in periods of rising yields or when short-dated bonds seemed to offer the only safe haven. Losing out by 5.5-8.5% each year seems a big sacrifice in this context.

Michel Vernier, CFA, London UK, Head of Fixed Income Strategy – michel.vernier@barclays.com

Are we in a bond bubble?

In an era of depressed or negative returns, high leverage and thin liquidity levels, we believe that bond selection will be key in 2020, especially in the high yield sector. While performance is likely to be mixed in bond markets, we prefer investment grade and emerging market bonds.

Central bank accommodation puts a cap on yields in 2020

Yields on the equivalent of $17bn worth of outstanding bonds were negative in August 2019 (see chart). The fear that liquidity may need to be re-invested at lower or negative yields is one of the main reasons why institutional investors fix coupons with longer maturities even as bond yields reach sub-zero levels. As long as the threat of further policy rate cuts dominates, this trend is likely to persist in 2020.

Real yield should be the benchmark

The benchmark for wealth preservation should be the real yield (nominal yield adjusted for inflation) rather than the nominal yield. While a high nominal yield may look attractive on paper, it may be eroded by high inflation, as seen in 1980 when US 10-year nominal yields hit 13%, while inflation was at similar levels resulting in real yield of close to zero. Since 1980 the real yield has gradually declined on the back of a higher savings rate in emerging markets and a structural higher demand for safe bonds globally (see chart on p26).

Global investor preference drives the market

We believe that the longer end of the rate curve will be capped for three reasons:

1. Investor preference to hold longer dated bonds to mitigate the risk of re-investing at even lower rates in the near future. This preference intensifies the closer yields are to zero (last-chance purchase).

2. Increased awareness of "tail risk" (since the credit crisis in 2008) and the subsequent desire to hedge against this risk.

3. Expectation that central banks will accommodate through quantitative easing when needed.

Rates volatility likely to increase

Although we believe that the trend of lower yields for longer won't end in 2020, we see several factors which potentially could trigger temporary rate spikes in the near future: a constructive outcome from the US-China trade war negotiations, a positive Brexit outcome and positive economic or inflation surprise. We would see such spikes as an opportunity to enter increase duration.

Corporates leverage at elevated levels

Half of the US and European investment grade bond market is now rated BBB, while 13% is represented by the lower quality of BBB-rated bonds (BBB-/Baa3). Meanwhile, net debt in relation to operating earnings stands at 2.3 times, which compares with 1.5 times in 2001. At this point, higher leverage does not seem to be a concern, given low borrowing costs and stable earnings. Interest coverage (the amount available to serve interest rate costs) of 10% appears a comfortable level.

Fallen angel volume at historic lows

We have highlighted in our previous "Market Perspectives" publications that historically, the risk of defaults, even in severe adverse scenarios as seen in the 2008 credit crisis, is contained in the investment grade segment. But what about the downgrade risk? While larger companies, like GE or AB Inbev for example, have been downgraded to BBB, most of the predominantly large issuers used levers like asset sales, scaling back dividend payments or optimising working capital to keep the investment grade rating.

Large part of the bond market yields below 2%

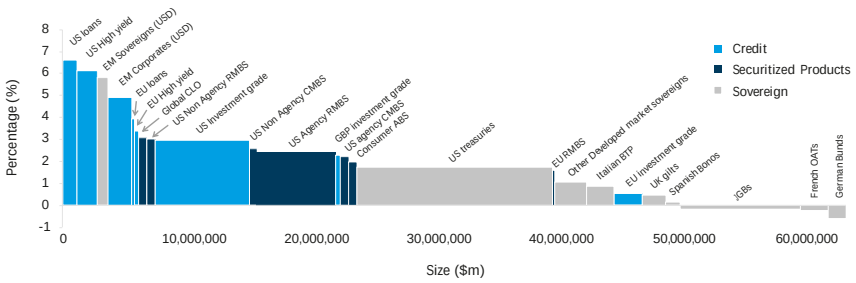

Source: Morgan Stanley Research, FTSE Fixed Income, S&P LCD, Bloomberg, Markit, SIFMA CLO – Collaterlised loan obligations, ABS – Asset-backed securities, CMBS – Commercial mortgage-backed securities, RMBS – Residential mortgage-backed securities, IG – Investment grade, DM Sov – Developed markets sovereign

Rating agency Moody's expects "fallen angel" volume (that from issuers downgraded to high yield status) to rise to $50bn in 2020 in the base case scenario, while the amount could rise to $164bn, in a recessionary scenario. Still, a relatively low number, considering that BBB-rated bonds now amount to $2tn, more than double the $64bn seen in 2007.

The above re f ects that downgrade cycles are not highly correlated to economic cycles but are more linked to company or sector-speci f c trends. As much as signi f cant downgrades due to lower growth seem unlikely in our view, we think that the key to success in 2020 will be selection, while avoiding the most cyclical and leveraged companies within BBB space. Note that leverage in the BBB segment varies substantially: while the 25th percentile leverage ratio averages 1.6 times, the average ratio for the 75th percentile averages 3.6 times.

High yield bonds: default rates at low levels, but cracks are appearing

Even if the European or US economy avoids recession, high yield issuers will be most exposed when growth starts to deteriorate. In Europe, for example, default rates are the lowest observed since 2008 at 1.1%. But trends are deteriorating beneath the surface: leveraged loans trading at distressed levels have doubled from 2% to 4% compared to 2018, while the low level of investor protection in bond documentation is another risk factor.

Only a little "BBit" high yield, please

Buying BB-rated bonds, the highest quality within high yield, was the favourite trade in 2019. This "tourism" f ow led to the situation where the high yield market has performed well in a period while the lowest rating bucket, CCC, performed poorly. Such performance differentials are uncommon historically. They demonstrate that in f ows are not a result of increased investor con f dence in risky assets but a result of higher demand for yielding bonds in a world where yields are depressed. BB-rated bonds are expensive.

The spread differential between BBB and BB-rated bonds reached a two-decade low of 66 basis points while 15% of the overall high yield market trades inside the 80th percentile of BBB at this point. We feel that the vulnerability, combined with overcrowding, makes BB-rated bonds and the high yield market in general unattractive. We only see selective opportunities in 2020.

Emerging market (EM) bonds still offer attractive carry

While EM bonds should receive more support from lower rates globally, we believe that the diversity, combined with still constructive growth prospects, makes EM hard currency bonds an attractive asset class. While lower growth will be a challenge for most EM countries in 2020 we think some countries will cope with lower growth better (Brazil, India, Russia) than others (Turkey, Argentina). We think EM bonds will still offer attractive carry for investors and that they should focus on countries with stable governments that are willing and able to implement necessary reforms in order to navigate through an environment of e willing

and able to implement necessary reforms in order to navigate through an environment of e willing
and able to implement necessary reforms in order to navigate through an environment of e willing
and able to implement necessary reforms in order to navigate through an environment of e willing
and able to implement necessary reforms in order to navigate through an environment of e willing
and able to implement necessary reforms in order to navigate through an environment of e willing
and able to implement necessary reforms in order to navigate through an environment of e willing
and able to implement necessary reforms in order to navigate through an environment of e willing
and able to implement necessary reforms in order to navigate through an environment of e willing
and able to implement necessary reforms in order to navigate through an environment of e willing
and able to implement necessary reforms in order to navigate through an environment of e willing
and able to implement necessary reforms in order to navigate through an environment of e willing
and able to implement necessary reforms in order to navigate through an environment of e willing
and able to implement necessary

The one-year US real rate has hovered around 0% since 1950, bar the early 1980s

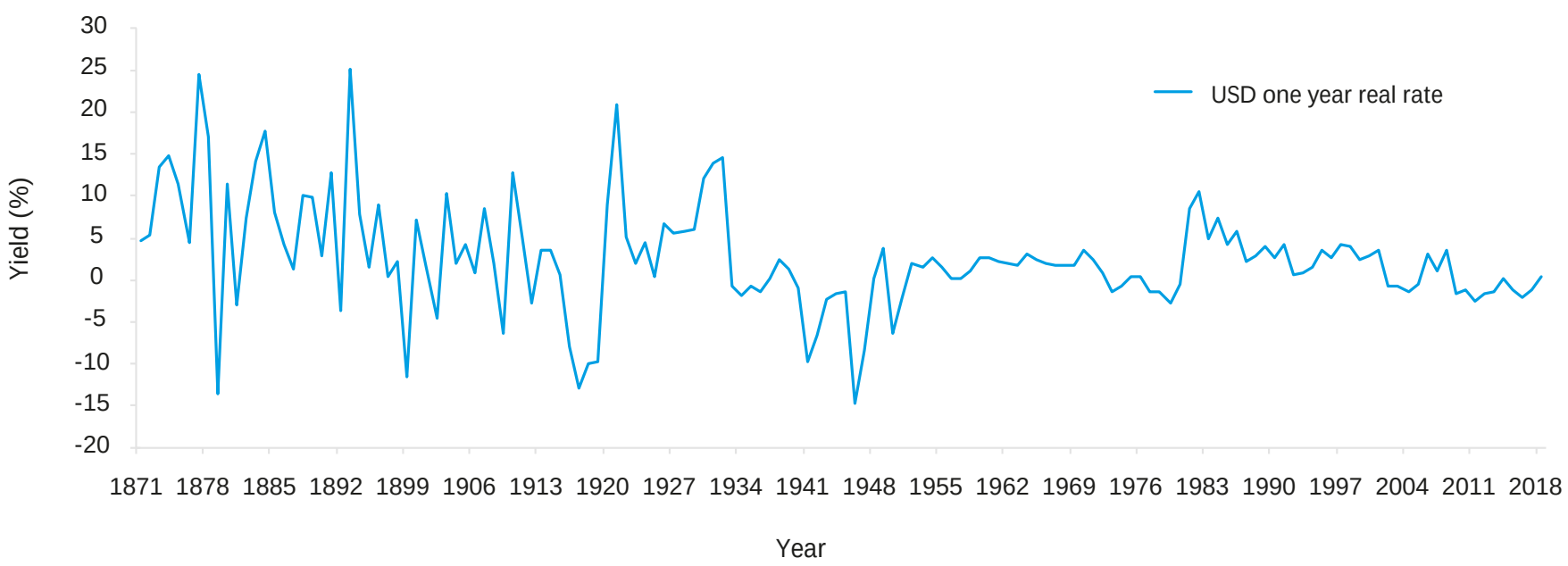

Source: R. Shiller, MIT Press, 1989, and Irrational Exuberance, Princeton 2015, Bloomberg, Barclays Private Bank

Consumption to fare better

Although it would be wrong to assume that consumers can stay insulated indefinitely from an economic slowdown, we think consumption will remain resilient in the medium term. As such, we keep our positive stance on consumer discretionary in all regions. Similarly, we remain constructive on communication services in the US, although we favour content producers versus large-cap internet names.

Industrials as a growth play

While industrials may struggle should economic momentum stall, we believe the sector is gradually becoming less sensitive to the economic cycle, offering attractive long-term growth prospects. Indeed, with the increased use of technology, most industrial companies are morphing into services providers. We believe this will reduce the volatility of earnings and allow for higher valuations as visibility improves.

Healthcare to remain volatile

Investing in the healthcare space ahead of a US election is always a challenge. We believe that 2020 won't be different, with healthcare likely to experience higher-than-usual volatility. Yet, the combination of attractive growth potential and undemanding valuations relative to defensive peers, should not be overlooked. As such, we see any election-related weakness as a possible entry point into a sector that we think could generate outperformance over time.

"We see any election-related weakness as a possible entry point into a [healthcare] sector that we think could generate outperformance over time."

Despite Brexit, UK's earnings growth remains strong

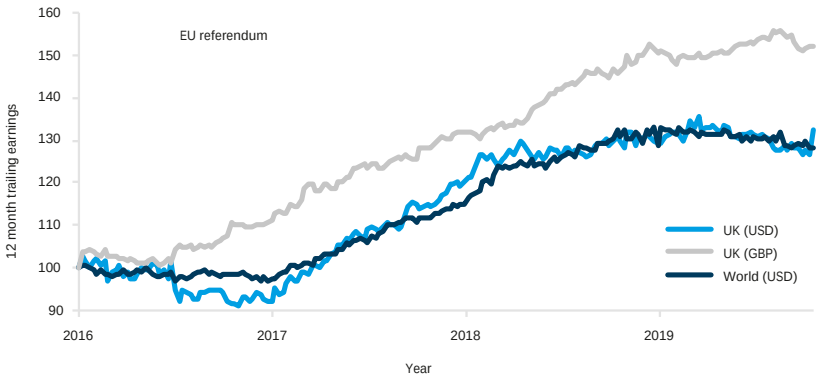

Sources: IBES, Barclays Private Bank. October 2019. UK = FTSE All Shares

Gerald Moser, London UK, Chief Investment Strategist – gerald.moser@barclays.com

Time to be selective in alternatives

With periods of heightened uncertainty likely again in 2020 as the global economy slows, gold may have a valuable role to play in diversifying portfolios, defensively.

Oil price set to be range-bound

The oil market is likely to be stuck in a tug of war between less supportive fundamentals and geopolitical events and tensions in the Middle East. The latter should be at least as prevalent as they were in 2019.

Turning to fundamentals, the key supply-side factor is likely to be the growth in shale oil output in the US, as well as non-Organisation of Petroleum Exporting Countries (OPEC) growth in general. Ongoing OPEC cuts are merely compensating for that non-OPEC growth.

On the demand side, the manufacturing slowdown affected oil demand more than the global growth environment would have suggested. Meanwhile, demand in 2020 will likely remain lacklustre. However, inventories declined in the second half of 2019 and the tense geopolitical environment is likely to keep adding a premium on the oil price throughout 2020. For this reason, we think that the oil price will stay in a wide range of around $60 per barrel in the next twelve months.

Gold starts to shine

One area of the commodity market we like is gold, as it plays a positive role in a portfolio context in the current environment. With uncertainty high and global growth slowing, gold adds defensiveness, and an uncorrelated return, in a diversifed portfolio.

Furthermore, central banks' demand for the precious metal continues to grow (see chart), especially in countries with a contentious relationship with the US. The confrontational international policy being conducted by the US is encouraging more countries to fnd alternative wealth savings to the US dollar. And gold is the main benefciary of that diversifcation away from dollar reserves.

Private assets allocations improve a portfolio's risk-return profle

Most assets, especially growth-driven assets such as equities, are likely to experience periods of heightened volatility in 2020, as additional risk premium is priced in during periods of stress. Illiquid assets focusing on fundamentals, rather than short-term risk aversion, should help improve the risk-return profle of a portfolio.

In addition, as we expect modest price returns at best across most public markets, collecting an illiquidity premium by investing in private assets helps to improve a portfolio's overall returns. As always, manager selection is going to be more important than the strategy pursued.

Low-beta hedging strategies

In the hedge funds space, as highlighted in our "hedging and diversifying" investment theme, we like strategies with low beta and that are fundamentally driven, such as mergers arbitrage and, more broadly, market-neutral funds.

Damian Payiatakis, Head of Impact Investing, damian.payiatakis@barclays.com

Climate change: assessing investment risks

Climate change is an inevitable trend in an uncertain world. So what are the implications for investors and what can they do to integrate climate change risk into investment strategy?

Amid the ambiguity faced in 2020 from a geopolitical, economic, and societal perspective, climate change may be the only certainty ahead of us.

During 2019, global attention to the topic was magnified, not least by Greta Thunberg and public marches, attracting the attention of individuals, companies and politicians. Arguably it now moves beyond climate "change" and should be called a climate "emergency, crisis, or breakdown".

Time for action

2020 will be a critical year to see whether the championing of action by key stakeholders, not least investors, to limit climate change occurs. How financial markets allocate capital affects both investment returns and the planet.

For those who haven't assessed the implications of climate change on their investments, it is time to start. To help, we briefly outline the growing climate challenge and its investment risks. The next article examines investor implications.

The increase in average temperatures is the primary indicator of climate change and driver of many of its effects. Since 1850, 17 of the warmest years on record have occurred in the last 18 years (see chart). The world is now on average one degree Celsius hotter than it was between 1850 and 1900. An increase of one additional degree to average annual temperatures is seen as the threshold to "severe, widespread, and irreversible" effects of a climate breakdown.

Unprecedented threat

In September, 515 institutional investors, managing $35tn in assets, said that climate change poses an unprecedented threat to the global economy and that much more needs to be done by governments to accelerate the low carbon transition and to improve the resilience of our economy, society and the financial system to climate risk.

> "515 institutional investors, managing $35tn in assets, said that climate change poses an unprecedented threat to the global economy."

Climate risks need to be considered

For investors, the question becomes how to identify and consider the climate-related risks in their portfolios. The G20 Financial Stability Board's Taskforce on Climate-related Financial Disclosures (TCFD) has defined four types of climate-related risk.

Transition risk

The first three are broadly seen as transition risks. These result from actions taken to achieve climate targets and transition to a low-carbon economy.

- Market and technology risks – Market risks include the shifts in supply and demand for certain commodities, products and services as climate change is increasingly a purchasing decision for companies and consumers. And when new technology that supports transition to a lower-carbon, energy-efficient economic system winners and losers will emerge.

- Policy and legal risks – Governments enact climate policies to help deliver their Paris Agreement commitments or to adapt to the effects of climate change. Organisations not prepared for the nature or timing of these changes are exposed to policy risk and its financial costs. As the value of loss and damage arising from climate change grows, legal risk will likely increase further.

- Reputational risk – Customer or community perception of an organisation's role and contribution to climate change creates a reputational risk for many sectors. Reputational damage can affect a company's license to operate, ability to attract talent, or, most directly, revenues as consumers switch to alternatives.

Physical risk

Lastly, climate risk includes two types of physical risks which arise due to the continued increase in temperatures and extreme weather events. Physical risks can be event-driven or long-term shifts in climate patterns.

- Primary physical risks – Climate change will cause direct damage to assets (such as land, buildings, stock and infrastructure) due to the physical effects of climate-related factors like storms, heatwaves, droughts, rising sea levels, flooding or ocean acidification.

- Secondary physical risks – Climate change generates more indirect risks that affect supply chains and extended value chains. For example, availability of key resources, like water, sourcing and quality of raw materials, or rising costs of assets and commodities. Indeed, extended physical damage in a country or region can produce conflict and mass migration due to food and resource scarcity.

We do not suggest that investments are assessed solely through the lens of climate risk. Other risk factors, such as liquidity or inflation, still need to be considered. In some situations, these will outweigh climate risk – notably with shorter investment time horizons and, somewhat ironically, in scenarios where global warming is minimised. However, it is important that climate risks are added to the set of risks considered when making investment decisions.

Energy efficiency

Finding ways to use less energy, or existing energy, more efficiently is key to achieving climate targets. Construction and heating and cooling buildings accounts for approximately 36% of global final energy usage – which is set to increase with climate change. In green buildings alone, there may be a $3.4tn opportunity through 2025 from emerging markets .

Beyond upgrading buildings or constructing more efficient ones, there are opportunities to improve energy efficiency in industrial processes or technology companies, as well as providing devices and sensors that enable this change.

Water and waste management

While environmental issues in their own right, water and waste have clear linkages to climate change.

Water forms a critical input across numerous sectors such as industrials, agriculture, food and beverages, and clothing manufacturing. Physical risks to water availability are frequently driven by climate change. Investments needed to ensure water security are estimated to be up to $22.6tn by 2050. This includes addressing a range of challenges from water conservation, filtration, waste water treatment, desalination and water recovery.

Waste not only pollutes the environment, but produces various greenhouse gases as it breaks down or is incinerated, or in the energy to collect, transport and process wastes. For emerging markets alone, there may be a $115bn market for waste management solutions.

Agriculture

Lastly, one of the industries that is most affected by climate change is agriculture – though the nature and extent will vary considerably by region.

Land use, including agriculture, forestry and land clearing, is one of the largest contributors to greenhouse gases, at 22%. When extended to include the entire food chain (including fertiliser, transport, processing, and sales) this rises to 29%. At the same time, it forms a critical carbon sink absorbing up to 20% of carbon emissions.

The result is that agriculture is exposed to both physical and transition risks as well as being open to investment opportunities to help adapt to and mitigate the climate change. For investors, the industry will be reshaped under any climate scenario – and across the value chain including alternative proteins, food waste, farm machinery, precision water and nutrient provision.

Market opportunities

Investors can find options in both public and private markets. As well as by considering wider concepts such as circular economy, smart cities, and green infrastructure, cut across multiple sectors.

Numerous publically-listed companies are generating revenue from goods and services that solve specific climate-related issues. For instance, the fast-growing green and sustainable bond markets offer corporate, national and supranational debt specifically issued to support climate mitigation and adaption activities.

Private markets provide more access to organisations with new, disruptive technologies that tend to be earlier stage and not public. Meanwhile, infrastructure can provide opportunities in public works that tend to have more stable returns with low correlation to other investments. These private options can also provide better illiquidity premium and yield enhancement, respectively, for investors.

> "The opportunity to protect and grow your assets, and make a positive contribution to our world, should be attractive to every investor."

Next steps

With the world seeking to transition to a low-carbon economy, the organisations prepared for this, or offering solutions to deliver this, are more likely to be successful both financially and environmentally.

For investors, any investment or portfolio needs to consider its effects and forthcoming risks. To adjust portfolios and investment strategy for climate change requires two broad mindset shifts – how to preserve value by assessing implications of climate change and how to identify the opportunities to promote this change.

As a starting point, its useful to articulate your beliefs around climate change so that these can be included alongside other investment considerations. Thereafter, this can serve as a basis to review your existing portfolio, and future investments.

In the end, the opportunity to protect and grow your assets, and make a positive contribution to our world, should be attractive to every investor.

2020 key dates

Central banks · Geopolitical meetings · International bodies · US 2020 election schedule

January	21-24th 2020 World Economic Annual Forum, Switzerland	23rd European Central Bank meeting	29th US Federal Reserve meeting	31st BOE Governor, Mark Carney, stands down			
February	3rd First of US caucuses, Iowa	11th First US primaries, New Hampshire					
March	3rd Super Tuesday US presidential primaries	12th European Central Bank meeting	18th US Federal Reserve meeting	26th BOE meeting	China National People's Congress	UK spring statement	Organization of the Petroleum Exporting Countries and oil producer allies production cuts due to end
April	17-19th Spring meeting of International Monetary Fund and World Bank, Washington DC	29th US Federal Reserve meeting	30th European Central Bank meeting				
May	7th BOE meeting and inflation report						
June	4th European Central Bank meeting	10th US Federal Reserve meeting	10-12th G7 meeting, US				
July	13th Democratic National Convention; unveiling of Democratic presidential candidate, Wisconsin						
August	6th BOE meeting and inflation report	24th Republican National Convention, Charlotte	Jackson Hole Economic Policy Symposium				
September	10th European Central Bank meeting	16th US Federal Reserve meeting	17th BOE meeting				
October	29th European Central Bank meeting						
November	3rd US presidential election	5th US Federal Reserve meeting, BOE meeting and inflation report	9-19th UN climate change conference, Glasgow	21-22nd G20 Riyadh summit			
December	10th European Central Bank meeting	16th US Federal Reserve meeting	17th BOE meeting				