

Oilfield services stocks to benefit while the price of petroleum remains high.

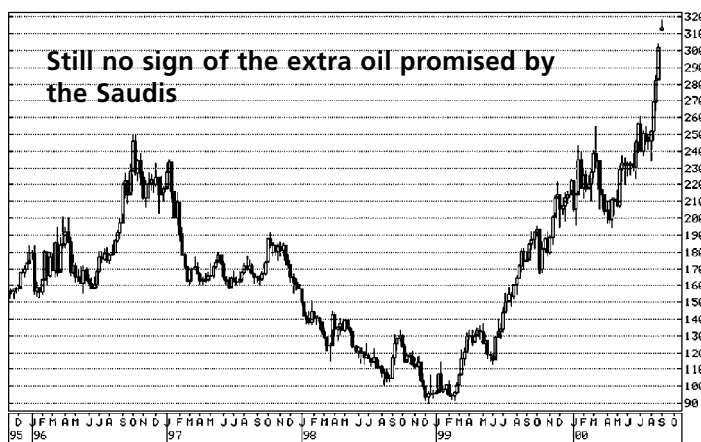
The OPEC cartel's squeeze on petroleum supplies continues

- The spot price for gas oil slumped to \$92.38 (IPE) in December 1998. That was too low fundamentally to last and the decline certainly looked overstretched on the charts. It prompted producers to form a cartel that was actually effective. One consequence is that gas oil reached \$318.25 yesterday, accelerating well above its 1996/7 peak in what looks like a climactic ending. I believe this level is unsustainable beyond the short to medium term. However, neither the OPEC cartel nor other producers have opened the taps sufficiently to check the current oil shortage. Therefore prices could still move higher in the near term and may take several months to top out as we last saw four years ago. No wonder the ECB is concerned about inflation, especially as Europe's import costs are calculated in soft euros. While high petroleum prices persist we can be sure that oil-importing countries will try to reduce their dependence on OPEC. Oilfield services companies should be among the beneficiaries. These are not cheap, but their similar chart patterns show sufficient underlying trading to support breaks above remaining lateral resistance from former highs. Closes below the following levels would be necessary to question higher scope: BHI \$32.5, HAL \$47, SLB \$75, SII \$72 and WFT \$40.

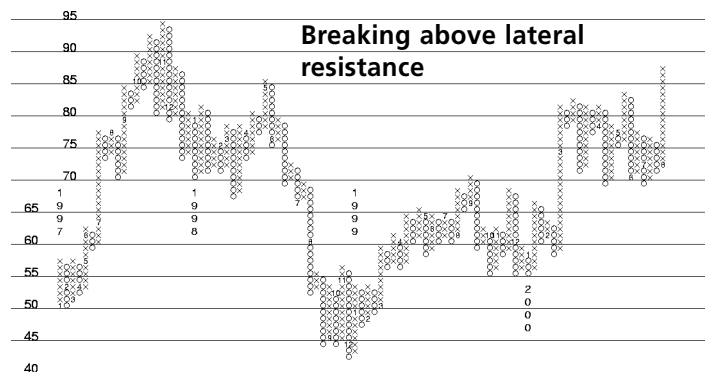
Dry conditions in the US bean and grain-growing regions are lifting prices - US soybean, wheat and corn prices slumped from mid-May to reach historic lows in early August. Reserves were high and plantings sufficient for another bumper crop. However dry weather in some of the growing regions during August, which is forecast to persist for at least the first week of September, triggered a sharp rally in soybeans - see chart in FM195 and COMMODITIES on our website - www.fullermarkets.com. Wheat was next to firm, followed by corn. While these two grain crops have not been threatened by drought to the same extent as soybeans, the chart patterns can easily sustain further recoveries on short covering, hedge buying and speculative interest.

Share	Price	EST PER	Yield
Baker Hughes	\$37.6875	77	1.2
Halliburton	\$53.75	69	0.93
Schlumberger	\$86.375	70	0.87
Smith Int.	\$80.25	59	none
Weatherford	\$48.3125	69	none

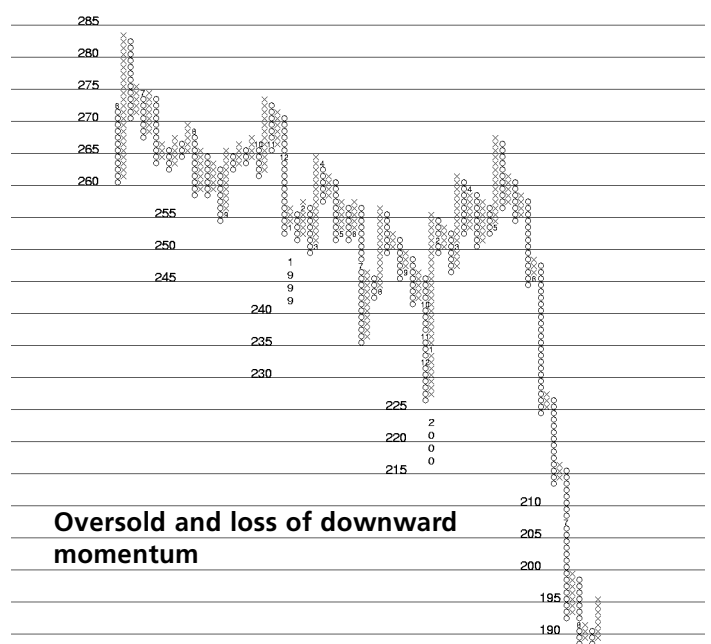
Gas Oil 1st month cont 31325



Schlumberger (SLB) (1USD)



Corn CBT December 2000 (1USc)



FullerMarkets a division of Stockcube Research Limited Suite 1.21 Plaza 535 Kings Road London SW10 0SZ UK Website: www.fullermarkets.com
Email: research@fullermarkets.com Tel: +44 (0) 20 7351 5751 Fax: +44 (0) 20 7352 3185

You are strongly advised to read the following: This report has been produced and compiled by FullerMarkets, a division of Stockcube Research Limited (Stockcube) which is regulated by the Securities and Futures Authority Ltd, according to the requirements of the Financial Services Act 1986. It is distributed by Stockcube and is provided for information purposes only. Under no circumstances is it to be used or considered as an offer to sell, or a solicitation of any offer to buy. While all reasonable care has been taken to ensure that the information contained herein is not untrue or misleading at the time of publication, we make no representation as to its accuracy or completeness and it should not be relied upon as such. From time to time Stockcube and any of its officers or employees may, to the extent permitted by law, have a position or otherwise be interested in any transactions, in any investments (including derivatives) directly or indirectly the subject of this report. Also Stockcube may from time to time perform other services (including acting as adviser or manager) for any company mentioned in this report. The value of securities can go down as well as up, and you may not get back the full amount you originally invested. Derivatives in particular are high risk, high reward investment instruments and an investor may lose some or all of his/her original investment. If you make an investment in securities that are denominated in a currency other than that of GB Pounds you are warned that changes in rates of foreign exchange may have an adverse effect on the value, price or income of the investment. The investments referred to herein may not be suitable investments for all persons accessing these pages. You should carefully consider whether all or any of these are suitable investments for you and if in any doubt consult an independent adviser. This report is prepared solely for the information of clients of Stockcube who are expected to make their own investment decisions without reliance on this report. Neither Stockcube nor any officer of Stockcube accepts any liability whatsoever for any direct and consequential loss arising from use of this report or its contents. This report may not be reproduced, distributed or published by any recipient for any purpose without the prior express consent of Stockcube. © Stockcube.